



www.ldga.org.uk

SHOW SCHEDULE 2025



Summer Show

Saturday 12th July

Autumn Show

Saturday 13th September

**Free Church Hall,
Norton Way South, SG6 1NX**

Open to non-members

CONTENTS

Summer Show	2	Autumn Show	11
Summer Show classes	3	Autumn Show classes	12
Summer Show entry form	7	Tips for the novice exhibitor	17
Autumn Show entry form	9	Show rules	18
		Showing instructions	19

61st ANNUAL SUMMER SHOW

Saturday 12th July 2025

Welcome to our Summer Show schedule for 2025. Please look for the ♦ symbol indicating the classes that are new or have changed since last Summer's Show and the ● symbol reminding you to read the showing instructions. As with previous years, to keep our shows fresh, we are stating that exhibits must not have been shown previously at LDGA shows (Rule 14, page 18).

We are pleased to be able to award the Banksian Medal again this year. It will be awarded to the exhibitor who scores the most aggregate points in all horticultural classes at the summer and autumn shows (Rule 15, page 18).

Amended classes for 2025 include: one in the Floral Art section entitled 'A Sign of the Zodiac' and three in the Photography section with the themes Wildlife, Shades of yellow and Set in stone.

If you like buying plants as well as showing them, there will be a plant sale running throughout the afternoon.


SUMMER SHOW CUPS AND AWARDS

Society Bowl	Most points in rose classes 1-5
Lathyrus Cup	Most points in sweet pea classes 6-10
NSPS Bronze Medal	Best exhibit in sweet pea classes 6-10
Fuchsia Cup	Most points in fuchsia classes 27-29
Fuchsia Blue Ribbon	Best exhibit in fuchsia classes 27-29
Coronation Cup	Most points in vegetable & fruit classes 30-45
H J Davidson Posy Bowl	Most points in domestic classes 46-54
Newcomers Shield	Most points showing at Letchworth for the first time

SUMMER SHOW CLASSES

● FLOWERS

1. Rose, hybrid tea, 1 vase, 1 specimen bloom
2. Roses, hybrid tea, 1 vase, 3 specimen blooms
3. Roses, hybrid tea, 1 vase, 3 specimen blooms, 2 or more varieties
4. Roses, floribunda, 1 vase, 3 stems
5. Rose, other than above, 1 vase, 1 specimen bloom
6. Sweet Peas, white or cream, 1 vase, 5 sprays
7. Sweet Peas, blue or mauve, 1 vase, 5 sprays
8. Sweet Peas, pink or red, 1 vase, 5 sprays
9. Sweet Peas, bi-colour, 1 vase, 5 sprays
10. Sweet Peas, mixed colours, 1 vase, 5 sprays
11. Pinks, 1 vase, 5 stems, 1 or more varieties
12. Pansies, 1 vase, dish or bowl, 6 blooms
13. Violas, 1 vase, dish or bowl, 6 blooms
14. Flowering shrubs, 1 vase, 1 or more varieties
15. Garden flowers, 1 vase, 5 stems or blooms, 1 variety
16. Mixed garden flowers, 1 vase, 5 stems and/or blooms, 5 species (may include dahlias)



● POT PLANTS

17. Tuberos or bulb, 1 pot 3 ½" (9cm) or under
18. Tuberos or bulb, 1 pot over 3 ½" (9cm)
19. Floral, 1 pot 3 ½" (9cm) or under
20. Floral, 1 pot over 3 ½" (9cm)
21. Foliage, 1 pot 3 ½" (9cm) or under
22. Foliage, 1 pot over 3 ½" (9cm)
23. Begonia, 1 pot
24. Regal Pelargonium / Geranium, 1 pot



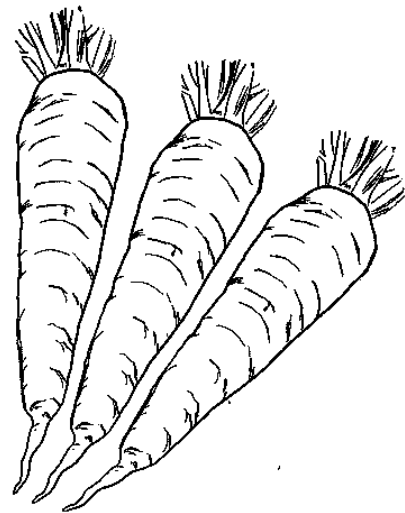
Continued on page 4

● POT PLANTS continued

- 25. Cactus, 1
- 26. Succulent, 1
- 27. Fuchsia, any shape or form, 1 pot
- 28. Fuchsia, bush, 1 pot 6 ½" (16.5cm) or under
- 29. Fuchsia, ¼ or ½ standard, 1 pot, length of clear stem soil to branch 12" - 18" (30.5 - 45.5cm), or 18" - 30" (45.5 - 76cm) respectively


● VEGETABLES

- 30. Rhubarb, natural, 3 stalks
- 31. Peas, 5 pods
- 32. Broad Beans, 5 pods
- 33. Potatoes, white or coloured, 5
- 34. Cabbage, 1
- 35. Carrots, 5
- 36. Cauliflower, 1
- 37. Beetroot, 3
- 38. Courgettes, 3
- 39. Any other vegetable (If unsure of quantity to exhibit, contact the Show Sec.)




● FRUIT

- 40. Gooseberries, 1 dish, 9
- 41. Blackcurrants, 1 dish, 9 bunches
- 42. Redcurrants, 1 dish, 9 bunches
- 43. Strawberries, 1 dish, 9
- 44. Raspberries, 1 dish, 9
- 45. Any other fruit (If unsure of quantity to exhibit, contact the Show Sec.)



● DOMESTIC

- 46. Loaf of bread, 1.1lb (500g) max of any bread flour, handmade
- 47. Marmalade, from fresh fruit, 1 jar
- 48. Curd, from fresh fruit, 1 jar
- 49. Jam, 1 jar
- 50. Scones, 5
- 51. Biscuits, 5
- 52. Victoria sponge with red jam filling only
- 53. Chocolate cake
- 54. Quiche, 8" (20cm) max



● HOME-MADE DRINKS

- 55. Wine, red, 1 bottle
- 56. Wine, white or golden, 1 bottle
- 57. Beer, 1 bottle
- 58. Limoncello, 1 bottle
- 59. Any other liqueur, 1 bottle




◆ ● FLORAL ART

- ◆ 60. A flower arrangement entitled 'A sign of the zodiac', not to exceed 16" (40cm) overall
- 61. A flower arrangement in an unusual container
- 62. A miniature arrangement of fresh flowers, not to exceed 4" (10cm) overall


◆ ● PHOTOGRAPHY

- ◆ 63. Wildlife
- ◆ 64. Shades of yellow
- ◆ 65. Set in stone




● ART

- 66. A painting in oils or acrylic, A3 max
- 67. A painting in watercolours, A3 max
- 68. A drawing in pencil or ink, A3 max



◆ ● HANDICRAFTS

- ◆ 69. A mounted cross stitch picture
- ◆ 70. A knitted or crocheted item
- ◆ 71. A patchwork item
- ◆ 72. New from old, an item of upcycling
- ◆ 73. An item of handicraft made from wood. Must be suitable for displaying on the show bench



 Thanks to Andrew Willey for illustrating many of the Summer Show classes

NEVER SHOWN BEFORE?

If you have never shown before but would like to have a go, friendly advice is always available. Why not speak to Paul Heydon, LDGA Show Secretary on 01438 727422 or send an email to shows@ldga.org.uk. Also see our tips for the novice exhibitor on page 17.

You never know you could be going home with the Newcomers Shield.

TIMETABLE

Staging of exhibits	: 8:30am – 11:15am
Judging	: 11:30am onwards
Show opens	: 2:00pm
Plant sale	: 2:00pm – 4:15pm
Awards & Raffle	: 4:15pm – 4:30pm
Removal of exhibits	: 4:30pm – 4:45pm

LDGA SUMMER SHOW ENTRY FORM

To the Show Secretary:

Please enter my name as an exhibitor for the classes listed overleaf.

I have read the Show Rules on page 18 and agree to comply with them.

Name (Mr/Mrs/Ms).....

Address.....

.....

.....

Date.....

Signed

Are you a member of LDGA? Yes No Membership No.....

Have you shown at Letchworth before? Yes No



ENTRY FEES

LDGA Members : £0.30 per entry unless otherwise stated

Non-Members : Double the LDGA Members' fee

Children - Members or Non-Members : Free

HOW TO SUBMIT YOUR ENTRY

First read the Show Rules on page 18 and the Showing Instructions on page 19. Then cut out the form above, fill out both sides and return it along with your entry fees to Paul Heydon, LDGA Show Secretary. Ways to submit your entry:

- at the monthly evening meetings (3rd Thursday of month)
- at the monthly coffee mornings (1st Wednesday of month)
- at the Trading Store during normal opening times
- at 129 Lonsdale Road, Stevenage, Herts SG1 5DF
- you may also email: shows@ldga.org.uk or phone: 01438 727422

Entry forms and fees must be received by 8:00pm on Thursday 10th July

Class	Entry Fee	Class	Entry Fee	Class	Entry Fee

Total entry fees = £ _____



PRIZES AND POINTS

- 1st Place : £1.00 and 5 points
- 2nd Place : £0.60 and 3 points
- 3rd Place : £0.40 and 1 point
- Unless otherwise stated

NOTES & RECORD OF CLASSES ENTERED

LDGA AUTUMN SHOW ENTRY FORM

To the Show Secretary:

Please enter my name as an exhibitor for the classes listed overleaf.

I have read the Show Rules on page 18 and agree to comply with them.

Name (Mr/Mrs/Ms).....

Address.....

.....

.....

Date..... Signed

Are you a member of LDGA? Yes No Membership No.....

Have you shown at Letchworth before? Yes No



ENTRY FEES

LDGA Members : £0.30 per entry unless otherwise stated

Non-Members : Double the LDGA Members' fee

Children - Members or Non-Members : Free

HOW TO SUBMIT YOUR ENTRY

First read the Show Rules on page 18 and the Showing Instructions on page 19. Then cut out the above form, fill out both sides and return it along with your entry fees to Paul Heydon, LDGA Show Secretary. Ways to submit your entry:

- at the monthly evening meetings (3rd Thursday of month)
- at the monthly coffee mornings (1st Wednesday of month)
- at the Trading Store during normal opening times
- at 129 Lonsdale Road, Stevenage, Herts SG1 5DF
- you may also email: shows@ldga.org.uk or phone: 01438 727422

Entry forms and fees must be received by 8:00pm on Thursday 11th September

Class	Entry Fee	Class	Entry Fee	Class	Entry Fee

Total entry fees = £ _____



PRIZES AND POINTS

1st Place : £1.00 and 5 points

2nd Place : £0.60 and 3 points

3rd Place : £0.40 and 1 point

Unless otherwise stated

NOTES & RECORD OF CLASSES ENTERED

119th ANNUAL AUTUMN SHOW

Saturday 13th September 2025

Welcome to our Autumn Show schedule for 2025. Please look for the ♦ symbol indicating the classes that are new or have changed since last Autumn's Show and the ● symbol reminding you to read the showing instructions. As with recent years and to keep our shows fresh, we are stating that exhibits must not have been shown previously at LDGA shows (Rule 14, page 18).

The Banksian Medal will be awarded to the exhibitor who scores the most aggregate points in all horticultural classes at the summer and autumn shows (Rule 15, page 18).

Amended classes for 2025 include: three in the Chrysanthemums section to encourage the less experienced grower and two in the Photography section with the themes Blowing in the wind and Machinery.

We are also hoping to have floral art demonstrations and a plant / produce sale running throughout the afternoon.

AUTUMN SHOW CUPS AND AWARDS

Mrs G M Ashwell Cup	Best exhibit in pot plant classes 1-5
C F Ball Cup	Most points in flower classes 8-15
J J Chalmers Trophy	Best bloom in chrysanthemum classes 17-18
Association Cup	Most points in dahlia classes 19-30
Dahlia Championship Trophy	Winner of Dahlia Championship class 31
NDS Silver Medal	Best dahlia exhibit
NDS Bronze Medal	Best dahlia exhibit – runner up
Dr Macfadyen Cup	Most points in vegetable classes 33-63
W H Gaunt Cup	Best exhibit in vegetable classes 33-63
E D Virgin Cup	Winner of vegetable championship class 64
Tapps Trophy	Best exhibit in fruit classes 66-72
Ladies Cup	Most points in domestic classes 77-85
Dent & Cockle Cup	Best exhibit in floral art classes 86-88
Newcomers Trophy	Most points showing at Letchworth for the first time

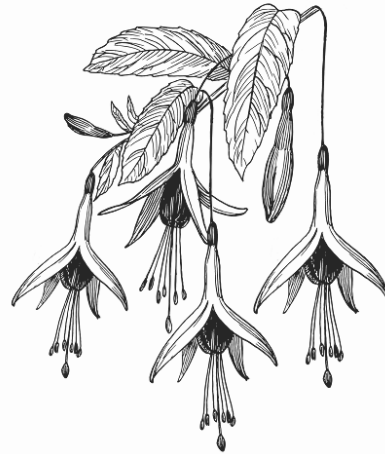
SUMMER / AUTUMN SHOW CUPS AND AWARDS

Banksian Medal	Most aggregate points in all horticultural classes at summer and autumn shows (See Rule 15, page 18 for eligibility rules).
Doug Clarke Cup	Most aggregate points in home-made drinks classes at summer and autumn shows
R L Heydon Cup	Most aggregate points in photography classes at summer and autumn shows
Handicraft Salver	Most aggregate points in handicraft classes at summer and autumn shows

AUTUMN SHOW CLASSES

● POT PLANTS – Pot size 12" (30.5cm) max.

1. Orchid, 1 pot
2. Fuchsia, 1 pot
3. Foliage, 1 pot
4. Floral, 1 pot
5. Coleus, 1 pot
6. Cactus, 1
7. Succulent, 1



● FLOWERS

8. Gladioli, red, pink or orange, 1 vase, 1 spike
9. Gladioli, white, cream or yellow, 1 vase, 1 spike
10. Gladioli, any other colours, 1 vase, 1 spike
11. Asters, 1 vase, 6 stems
12. Roses, 1 vase, 3 stems
13. Mixed flowers, 1 vase, 12 stems and/or blooms max, 2 or more varieties
Judged: 20% Arrangement, 30% Colour, 50% Quality
14. Mixed grasses and seed heads, 1 vase
15. Mixed foliage, 1 vase, 2 or more varieties



◆ ● CHRYSANTHEMUMS

- ◆ 16. Chrysanthemums, 1 vase, 3 sprays
- ◆ 17. Chrysanthemums, 1 vase, 3 blooms
- ◆ 18. Chrysanthemums, 1 vase, 1 bloom

● DAHLIAS

- 19. Novice mixed dahlias, 1 vase, 3 or more blooms, 2 or more varieties
This class is open to exhibitors who have not won first prize in any dahlia class at previous LDGA shows (Rule 21, page 18)
- 20. Giant decorative, 1 vase, 1 bloom
- 21. Large decorative, 1 vase, 3 blooms
- 22. Medium decorative, 1 vase, 3 blooms
- 23. Small and/or miniature decorative, 1 vase, 3 blooms
- 24. Giant cactus or semi-cactus, 1 vase, 1 bloom
- 25. Large cactus and/or semi-cactus, 1 vase, 3 blooms
- 26. Medium cactus and/or semi-cactus, 1 vase, 3 blooms
- 27. Small or miniature cactus and/or semi-cactus, 1 vase, 3 blooms
- 28. Small and/or miniature ball, 1 vase, 3 blooms
- 29. Pompon, 1 vase, 5 blooms
- 30. Any other dahlias not from classes 20 - 29, 1 vase, 5 blooms, 1 or more varieties

31. Dahlia Championship

A display of 15 blooms, in a minimum of 4 vases, to include no more than 5 giant or large blooms. Exhibit to cover no more than 4ft (1.25m) of the show bench. (Min. 2 entries required for this class to continue next year)

Entry Fee: £0.60

Prizes: 1st: £3.00 2nd: £2.00 3rd: £1.00

● FLOWER & VEGETABLE COMBINATION

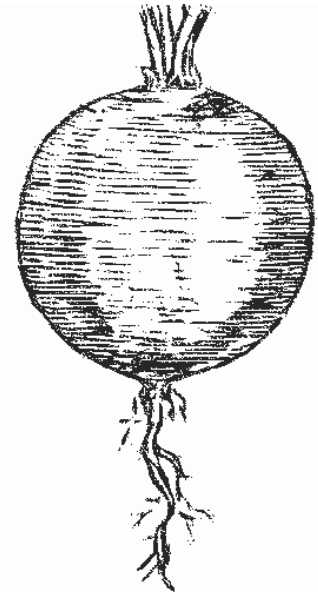
- 32. One flower and one vegetable exhibited together

● VEGETABLES

- 33. Novice mixed vegetable display, 3 or more varieties from the classes below, any quantity. Not to exceed 16.5"x 12" (42 x 30.5cm)

This class is open to exhibitors who have not won first prize in any vegetable class at previous LDGA shows (Rule 23, page 18)

- 34. Leeks, 3
- 35. Potatoes, white, 5
- 36. Potatoes, coloured, 5
- 37. Potatoes, white, 3 and coloured, 3
- 38. Marrows, for the table, 14" (35cm) long max, 2
- 39. Cucumbers, 2
- 40. Tomatoes, standard size, 6
- 41. Tomatoes, cherry size, 6
- 42. Tomatoes, mixed size and colour, 6
- 43. Cabbages, culinary, 2
- 44. Beetroot, 3
- 45. Runner Beans, 9
- 46. French Beans, 9
- 47. Carrots, long (tapered root) variety, 5
- 48. Carrots, short (stump root) variety, 5
- 49. Parsnips, 3
- 50. Shallots, pickling, 30mm dia or under, 12
- 51. Shallots, over 30mm dia, 12
- 52. Sweetcorn, 2 cobs, 1 with grain exposed
- 53. Onions, not grown from sets, 6
- 54. Onions, grown from sets, 8oz (227g) or under, 6
- 55. Onions, grown from sets, over 8oz (227g), 6
- 56. Onions, exhibition size (e.g. Kelsae / Robinson's mammoth), 6
- 57. Onions, red, 6
- 58. Chilli Peppers, 3
- 59. Chilli Peppers, mixed size and colour, 6



● VEGETABLES continued

- 60. Sweet Peppers, 2
- 61. Courgettes, 3
- 62. Culinary Herbs, 1 vase, 3 varieties
- 63. Any other vegetable (If unsure of quantity to exhibit, contact the Show Sec.)
- 64. **Vegetable Championship**

Choose 4 items from the following and stage on 15" x 15" (38 x 38cm) board

Beetroot (3), carrots (3), courgettes (2), onions (3),
potatoes (3), shallots (6), sweetcorn (2), tomatoes (3)

Entry Fee: £0.60


Prizes: 1st: £3.00 2nd: £2.00 3rd: £1.00

● NOVELTY VEGETABLES 1st Prize only

- 65. Longest Runner Bean

● FRUIT

- 66. Pears, 1 dish, 5
- 67. Apples, cooking, 1 dish, 5
- 68. Apples, dessert, 1 dish, 5
- 69. Stone fruit, 1 dish, 5
- 70. Raspberries, 1 dish, 9
- 71. Blackberries/hybrids, 1 dish, 9
- 72. Any other fruit (If unsure of quantity to exhibit, contact the Show Sec.)



● HOME-MADE DRINKS

- 73. Wine, red, 1 bottle
- 74. Wine, white or golden, 1 bottle
- 75. Beer, 1 bottle
- 76. Liqueur, 1 bottle



● DOMESTIC

- 77. Jam, stone fruit, 1 jar
- 78. Jam, soft fruit, 1 jar
- 79. Jelly, 1 jar
- 80. Chutney, 1 jar
- 81. Piccalilli, 1 jar
- 82. Cheese straws, 6
- 83. Fruit tart, 8" (20cm) max
- 84. A cake, ingredients to include a vegetable
- 85. An upside-down cake




● FLORAL ART

- 86. An arrangement of fresh flowers and fresh foliage
- 87. A miniature arrangement, not to exceed 4" (10cm) overall
- 88. A decorated door wreath


◆ ● PHOTOGRAPHY

- ◆ 89. Blowing in the wind
- ◆ 90. Machinery
- ◆ 91. A subject of your choice



◆ ● HANDICRAFTS

- ◆ 92. A Christmas tree decoration
- ◆ 93. A handmade card
- ◆ 94. A piece of handmade embroidery
- ◆ 95. A soft toy, 10" (25cm) max. overall
- ◆ 96. An item of jewellery



 Thanks to Andrew Willey for illustrating many of the Autumn Show classes

NEVER SHOWN BEFORE?

If you have never shown before but would like to have a go, friendly advice is always available. Why not speak to Paul Heydon, LDGA Show Secretary on 01438 727422 or send an email to shows@ldga.org.uk. Also see our Tips for the Novice Exhibitor below.

You never know you could be going home with the Newcomers Trophy.

TIMETABLE

Staging of exhibits	: 8:30am – 11:15am
Judging	: 11:30am onwards
Show opens	: 2:00pm
Floral demonstrations & Produce sale	: 2:00pm – 4:15pm
Awards & Raffle	: 4:15pm – 4:30pm
Removal of exhibits	: 4:30pm – 4:45pm

TIPS FOR THE NOVICE EXHIBITOR

Read the show schedule carefully to avoid being marked down by the judges or getting 'NAS' (Not As Schedule) for not meeting the stated requirements.

Check your exhibit is:

- entered in the right class - if in doubt ask.
- made up from the correct number of items - count and recount.
- within the parameters stated - check your pot size, overall dimensions etc.
- prepared in accordance with the instructions – eg onion tops tied.

Don't enter too many classes. It takes a long time to gather, inspect, and choose your exhibits and much longer than you think to stage them.

Uniformity in shape, size, and colour is important for exhibits made up of more than one item. If possible, have some spares available in case of damage.

Place larger exhibits directly on the bench. For others try using:

- A board, eg a table mat. Beans, peas and other green vegetables look best displayed on black background.
- Plates or dishes, the plainer the better; use some dry fine sand (silver sand) or wooden curtain rings to keep awkward exhibits in place.

Show all but the smallest cut flowers in plain vases; LDGA vases are available to borrow on the morning of the show. Use wet newspaper or fine wire mesh instead of floral foam to hold the flowers in place and don't overcrowd the vase.

SHOW RULES

GENERAL

1. Exhibits must be the bona fide property of the exhibitor, and have been in his or her possession for at least 3 months prior to the show
2. Exhibits may be of any size & any variety or cultivar unless otherwise stated
3. Where an exhibit comprises 2 or more items they must be of the same variety or cultivar unless otherwise stated
4. When known, exhibits must be correctly named and clearly labelled
5. The judges may withhold prizes where exhibits are of insufficient merit
6. The judge's decision will be final on all points
7. Every care will be taken with staged exhibits, but the LDGA committee will not be responsible for any loss or damage
8. At all times, the LDGA committee reserve the right to inspect growing crops, etc. from which exhibits will be or have been taken
9. Artificial flowers or materials may not be used except in floral art classes
10. Exhibitors must leave the hall by 11:15am
11. Exhibitors must remove their trimmings and other waste
12. Exhibits must not be removed before 4:30pm
13. Non-members may not hold a cup or trophy
14. Exhibits must not have been shown previously at LDGA shows
15. Exhibitors who have won the Banksian medal at LDGA shows in the last two years are not eligible to win this year's medal

SUMMER SHOW

16. Exhibitors may enter no more than two exhibits in each class
17. Fuchsias may not be shown in classes 17-22

AUTUMN SHOW

18. Exhibitors may enter no more than one exhibit in each class
19. Pot size in classes 1- 7 must be 12" (30.5cm) max.
20. Chrysanthemums must comply with NCS classifications and are judged to NCS rules
21. In class 19 a novice is defined as an exhibitor who has not won first prize in any dahlia class at previous LDGA shows

22. Dahlias must comply with NDS classifications and are judged to NDS rules
23. In class 33 a novice is defined as an exhibitor who has not won first prize in any vegetable class at previous LDGA shows

SHOWING INSTRUCTIONS

GENERAL

1. Read through the schedule carefully, ensure your exhibits conform to it
2. Allow plenty of time for staging on the morning of the show
3. Where an exhibit comprises 2 or more items they should be of uniform size and colour
4. Exhibitors may use their own vases providing they conform to show standards. LDGA vases are available to borrow on the morning of the show

VEGETABLES

5. Vegetables should be prepared by washing only. No oiling or polishing
6. Leeks should be shown with roots washed & teased but not trimmed, and with leaves left on
7. Tomatoes should be shown with calyx and stalk attached
8. Rhubarb should be shown with 3" (7.5cm) of leaf left & bud scales removed
9. Cabbages and cauliflowers should be shown with a 2"- 4" (5-10cm) stalk
10. Carrots, beetroot and parsnips should be shown with 3" (7.5cm) tops
11. Shallots should be shown as separate bulbs
12. Sweetcorn should be shown with husk and silk attached
13. Onions should be shown with tops neatly tied

OTHER SECTIONS

14. Apples and pears should be shown with stalk attached and not trimmed
15. Berries should be shown with calyx and stalk attached
16. Wine should be shown in a clear bottle with fluted bottom and flanged cork
17. Floral Art exhibits may comprise any plant material with accessories, bases, candles, fruit etc.
18. Photography exhibits should be on photographic paper, 7"x 5" max, un-mounted and not digitally enhanced
19. Handicraft exhibits should be labelled stating if they are your own design

A SELECTION OF EXHIBITS FROM RECENT SHOWS



LDGA is affiliated to the British Fuchsia Society, National Dahlia Society, National Sweet Pea Society, National Vegetable Society, Royal Horticultural Society